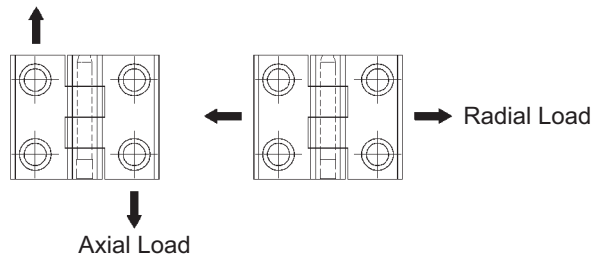


PRODUCT LOAD CAPACITY



HINGES

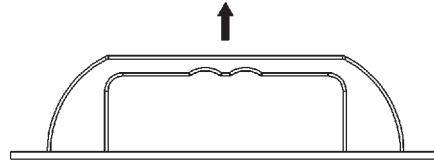


Product Code	Avg. Break Load (Kg)		Avg. Working Load (Kg)*	
	Axial	Radial	Axial	Radial
POLYAMIDE Flat Hinge				
DHIF-25	43	67	05	08
DHIF-2630-HI	108	93	12	10
DHIF-2630-HS	75	70	09	08
DHIF-2630-SI	125	111	13	11
DHIF-30	38	62	05	08
DHIF-40	131	168	15	20
DHIF-4530	99	182	12	21
DHIF-4530-HS	66	146	08	17
DHIF-4530-SS	56	133	07	16
DHIF-4849	278	292	33	34
DHIF-4849-HI	172	224	20	26
DHIF-4849-HS	142	393	20	46
DHIF-4849-II	211	268	40	32
DHIF-4849-SI	278	269	33	32
DHIF-4849-SS	281	340	33	40
DHIF-50	108	178	20	21
DHIF-50-S	243	225	29	26
DHIF-5048-HI	111	148	20	17
DHIF-5048-HS	107	88	13	10
DHIF-5070	193	143	23	17
DHIF-6465	513	452	50	48
DHIF-6465-HI	352	569	45	57
DHIF-6465-HS	390	508	46	55
DHIF-6465-II	336	494	40	57
DHIF-6465-SI	287	498	34	56
DHIF-6465-SS	330	480	39	56
DHIF-7048	108	333	20	35
DIE CAST Flat Hinge				
DHFM-25	150	179	14	17
DHFM-30	188	254	18	24
DHFM-40	326	418	31	39
DHFM-40-S	331	470	31	44
DHFM-40-SH	448	464	42	44
DHFM-50	334	650	31	61
DHFM-5025-SH	383	671	36	63
DHFM-5032-SH	421	563	40	53
DHFM-5063	537	660	51	62
DHFM-5063-S	542	642	51	60
DHFM-5076	558	673	53	63
DHFM-5076-S	548	805	52	76
DHFM-5076-SH	398	721	37	68

Product Code	Avg. Break Load (Kg)		Avg. Working Load (Kg)*	
	Axial	Radial	Axial	Radial
DIE CAST Flat Hinge				
DHFM-50-S	385	709	36	67
DHFM-50-SH	368	714	35	67
DHFM-60	902	845	80	75
DHFM-60117	899	1135	80	90
DHFM-60117-2H	566	889	53	84
DHFM-60117-S	608	108	57	102
DHFM-60117-SH	603	930	57	88
DHFM-60-6-S8	877	893	74	80
DHFM-60-6-SH	791	820	70	69
DHFM-60-8	892	1065	74	84
DHFM-60-8-S8	858	1018	71	86
DHFM-60-8-SH	860	909	71	79
DHFM-6090	593	988	56	82
DHFM-6090-2H	588	982	55	82
DHFM-6090-S	640	996	60	81
DHFM-6090-SH	711	1023	67	85
DHFM-68	689	879	65	72
DHFM-68-S	741	859	70	81
DHFM-68-S8	978	959	80	82
DHFM-68-SH	597	986	56	65
DHFM-76	925	908	73	71
DHFM-76-S	424	827	40	60
DHFM-76-SH	598	921	56	61
DHIZ-85165	569	1221	67	144
DIE CAST Lift Off Hinge				
DHFM-8060-L-PC	616	494	43	46
DHFM-8060-R-PC	616	494	42	37
SHEET METAL Flat Hinge				
DHIM-10080	1057	669	100	55
DHIMF-6048	76	78	09	09
SHEET METAL Concealed Hinge				
DHIM-120	129	142	15	17
DHIM-60	130	138	15	16
DHIM-6036	246	100	18	10
DHIM-6026	349	168	26	18
SHEET METAL Lift Off Hinge				
DHLOM-6048-R	60	105	07	12
DHLOM-6048-L	60	105	07	12

***Note :** The values reported in the table are the result of tests carried out in our factory under controlled conditions. The designer should consider to use an adequate factor of safety for other forces acting on the product & conditions of use. The above data is for information purpose only.

HANDLES

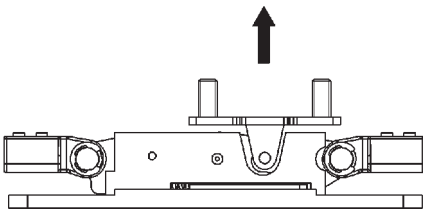



Product Code	Avg. Tensile Test Result (Kg)*
POLYIMIDE HANDLE	
DHURI-92	182
DHURS-92	250
DHURI-117	170
DHURH-120	250
DHURC-120	250
DHURS-120	200
DHURH-150	275
DHUG-85	275
DHUG-117	350
DHUG-175	260
DHUA-150-C	100
DHUA-117-C	75

Product Code	Avg. Tensile Test Result (Kg)*
METAL HANDLE	
DHM-7632	60

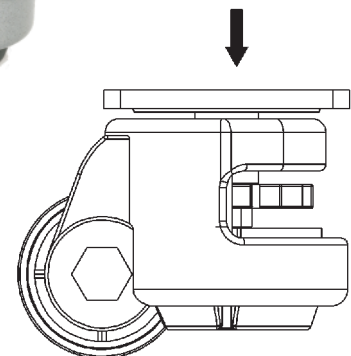
***Note :** Tensile Stress values reported in the table are the result of breaking tests carried out with the appropriate load analysis machine under controlled condition. The designer should consider to use an adequate factor of safety for other forces acting on the product & conditions of use. The above data is for information purpose only.

MULTI-POINT LOCK



Product Code	Average Ultimate Locking Load (Kg)*
MULTI-POINT LOCKS	
DZMS-92	45

LEVELING FOOT CASTOR

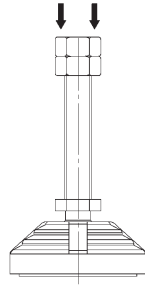


Product Code	Average Break Load (Kg)*	Average Working Load (Kg)
LEVELING FOOT CASTOR		
LCF-P-100	1500	700
LCF-P-140	2100	1100

***Note :** Average break load is mentioned for polyamide wheel.

PRODUCT LOAD CAPACITY

LEVELLING BASE



Product Code	Average Compressive Test (Kg)*
POLYAMIDE	
DLB-32-1068	600
DLBI-32-10	550
DLB-45-1050	700
DLB-45-1250	700
DLB-A-10-40	700
DLB-50-E-10100	350
DLB-50-I	600
DLB-60-1068	1000
DLB-60-10100	1200
DLB-60-R-10100	1000
DLBI-60-10	1100
DLBI-60-R-8	1200
DLB-80-10120	100
DLB-80-16100	300
DLBI-80-12	250
DLB-100-16100	700

Product Code	Average Compressive Test (Kg)*
METAL	
DLBMT-25-8100	1375
DLBMT-25-10100	1500
DLBMTI-25-8	1000
DLBMTI-25-10	1150
DLBMT-32-1068	2350
DLBMT-32-1268	2450
DLBMTI-32-10	1250
DLBMTI-32-12	1500
DLBMT-50-R-1068	2250
DLBMT-50R-12100	2500
DLBMTI-50R-12	1000
DLBMT-100R-12100	1500
DLBMT-100R-16100	4000
DLBMTI-100R-12	1275
DLBM-60-R-10100	2000
DLBS-60-R-12100	3000
DLBM-60-10100	1500
DLBS-60-12100	2250
DLBM-100R-12100	1300
DLBZ-38-10100	700
DLBZF-80-12100	1000

***Note :** The compressive force values reported in the the table are based on the test where a vertical load is applied on the leveling base. The force acting on the leveling base should be uniformly distributed. The designer should consider to use an adequate factor of safety for other forces acting on the product & conditions of use. The above data is for information purpose only.